

2023 annual report to the Community

Keyneton Primary School

Keyneton Primary School number: 205

Partnership: Barossa Valley



School principal:

Peri Simpson



Signature

Date of endorsement:

13/03/2024



Government
of South Australia
Department for Education

Context Statement

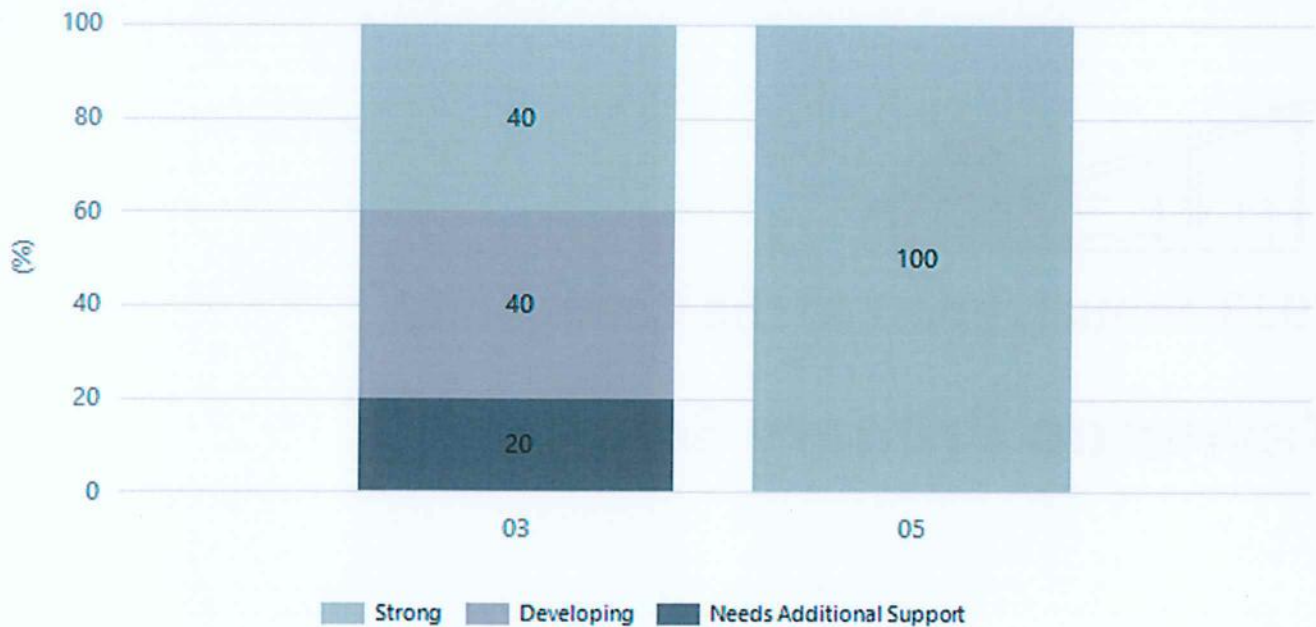
Keyneton Primary School caters for students from R-6. At the time of this report, the enrolment in 2023 is 20. Keyneton Primary School is classified as Category 6 on the Department for Education Index of Educational Disadvantage. Further information about the school is available on the school's website (including its context statement), as well as the My School website.

Performance Summary

NAPLAN Proficiency

In 2023, the Australian Curriculum, Assessment and Reporting Authority (ACARA) - a Commonwealth Independent statutory authority - announced changes to NAPLAN performance reporting. This new way of reporting by ACARA that NAPLAN results from 2023 will not be comparable to previous years. The new approach replaces the previous numerical NAPLAN bands and the national minimum standard.

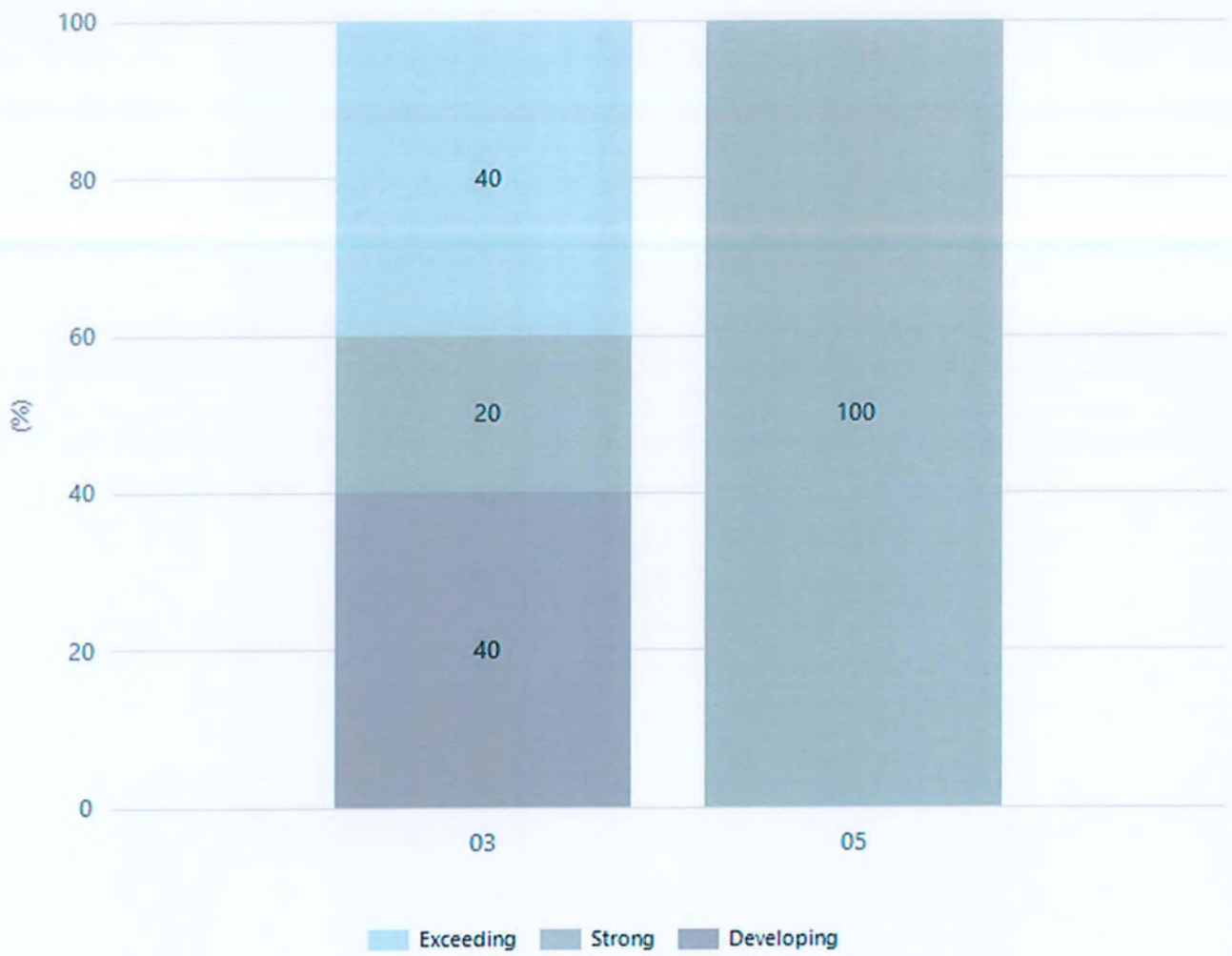
Numeracy



Year Level	03	05
Strong	2	3
Developing	2	
Needs Additional Support	1	
Total	5	3

Data Source: Department for Education Assessment Data Holdings, 2023. When there are less than six students in a cohort, no data is supplied.

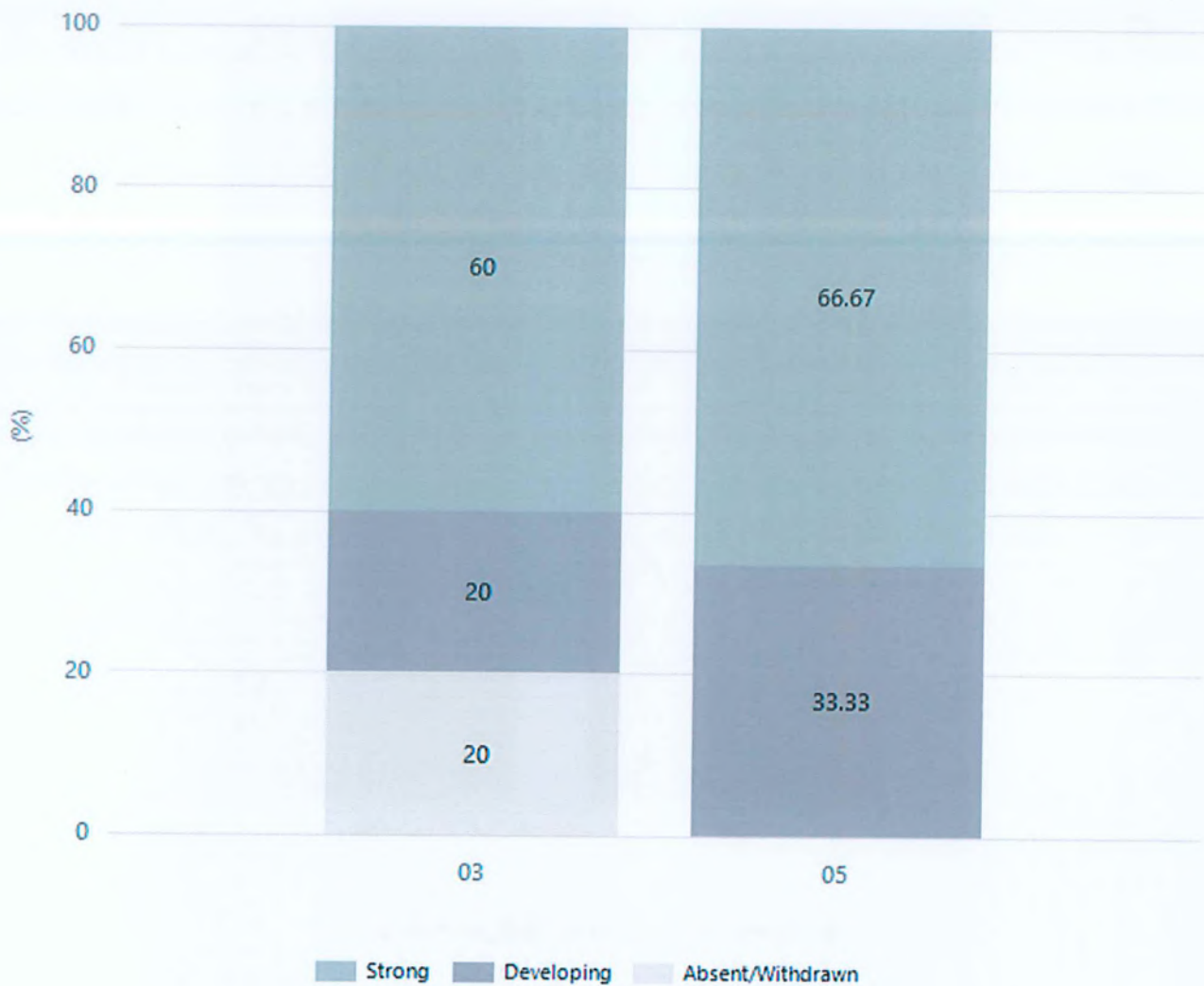
Reading



Year Level	03	05
Exceeding	2	
Strong	1	3
Developing	2	
Total	5	3

Data Source: Department for Education Assessment Data Holdings, 2023. When there are less than six students in a cohort, no data is supplied.


Writing



Year Level	03	05
Strong	3	2
Developing	1	1
Absent/Withdrawn	1	
Total	5	3

Data Source: Department for Education Assessment Data Holdings, 2023. When there are less than six students in a cohort, no data is supplied.

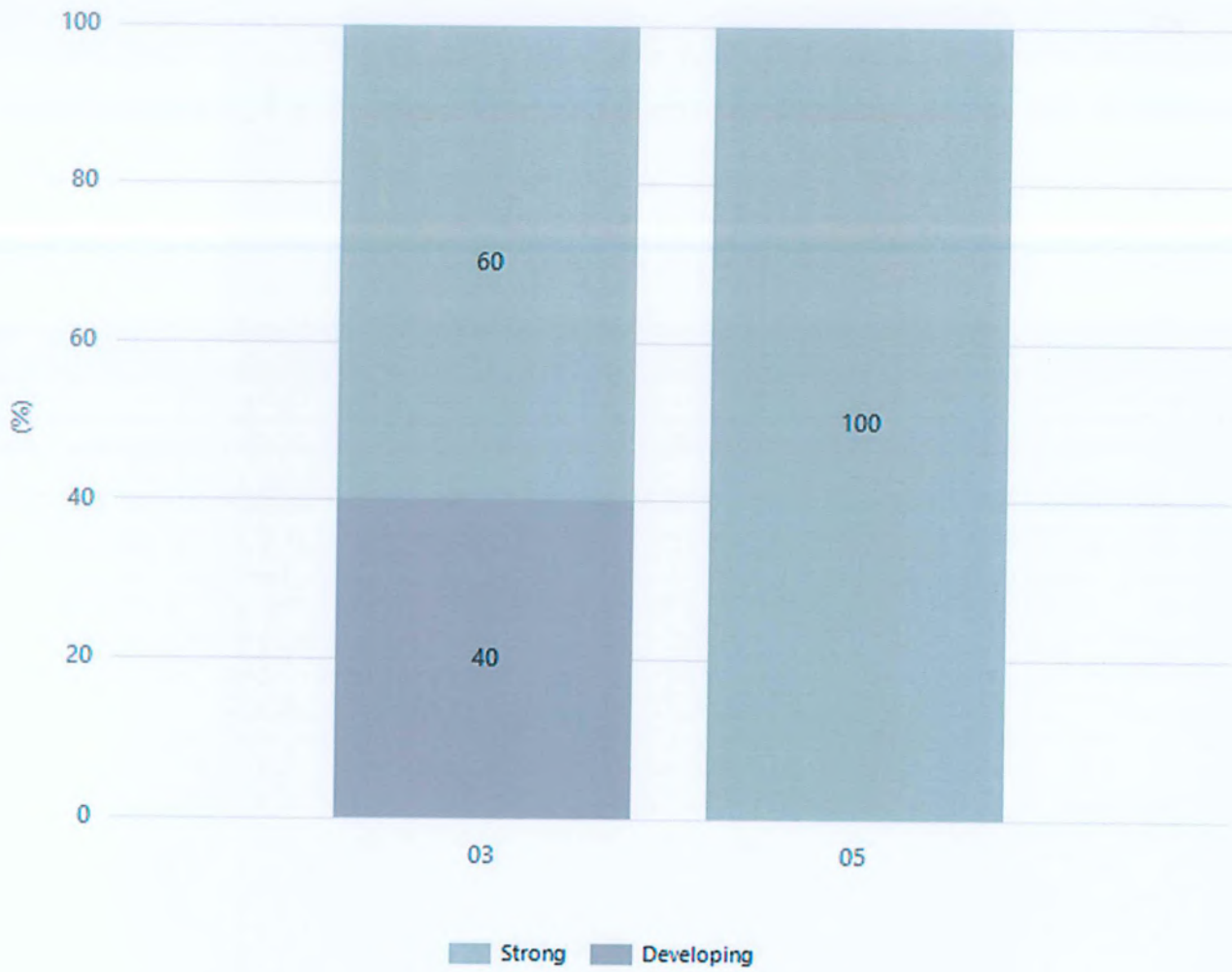
Grammar



Year Level	03	05
Strong	2	1
Developing	3	2
Total	5	3

Data Source: Department for Education Assessment Data Holdings, 2023. When there are less than six students in a cohort, no data is supplied.

Spelling



Year Level	03	05
Strong	3	3
Developing	2	
Total	5	3

Data Source: Department for Education Assessment Data Holdings, 2023. When there are less than six students in a cohort, no data is supplied.

School Attendance

Year Level	2021	2022	2023
Reception	91.7%	86.5%	95.5%
Year 01	96.9%	93.3%	85.6%
Year 02	93.7%	84.2%	93.6%
Year 03	96.2%	81.6%	88.5%
Year 04		93.5%	92.7%
Year 05	94.9%		96.7%
Year 06	92.1%	93.1%	
Total	94.0%	87.8%	91.6%

Data Source: Department for Education Attendance Data, Semester 1 Report 2023. A blank cell indicates there were no students enrolled. 'Primary Other' includes students enrolled in specialised education options. 'Secondary Other' includes students who have already spent a year at Year 12 and elected to undertake further study at Year 12.

Attendance Comment

In South Australia, all children and young people must be in school from 6 years to 16 years old. They must attend a government or non-government school full time. From age 16 to 17 however, young people must attend school or an approved learning program (such as an apprenticeship, traineeship, accredited course or university). Schools and parents must encourage and support students to come to school every day. Parents and caregivers must make sure their child is enrolled in a school, and attends school all day and everyday it is open, unless a child is sick or has an approved exemption. Teachers and leaders actively follow up when a student misses school, including recording all absences and non-attendance. All schools in South Australia have local attendance procedures governed under the Education and Children's Services Regulations 2020.

Governing Council Report

2023 at Keyneton primary school was a successful year. With no major interruptions such as Covid. Which made it easier to plan the year than previous ones.

The appointment of a pastoral care worker this year has seen Ruth Pfitzner come on board and has fit in well with the school community.

We had a few fund-raising events, Sausage sizzle at MITRE 10 which went well, I'd like to thank everybody involved that made the day happen.

The garage sale held on school grounds was a success with a lot of community involvement, fine weather kids playing and the BBQ cooking all day, I think this event should continue into the future, to keep community engagement.

Peri has been busy this year, trying to get grants to fund projects. The outdoor learning space, that will be constructed soon, and the appointment of the PCW is the result of this.

The council had a good year with quorum met for every meeting, I would like to thank all councillors for making this happen. We had a change in the treasurer role with the exit of Toby Rosenzweig, I'd like to thank Scott Gerhardy for stepping up to fill this role at short notice.

I would like to thank the principal Peri Simpson for her amazing leadership at Keyneton primary. Her ability to keep everything moving along is wonderful. I would like to thank Leanne Boehm for her work in the background keeping the school running from administration.

I would also like to thank everyone involved with the School Councillors on governing council, the members of the P+F, all staff and SSO's, volunteers, students, parents and the local community.

Hopefully 2024 can be as successful

Yours sincerely

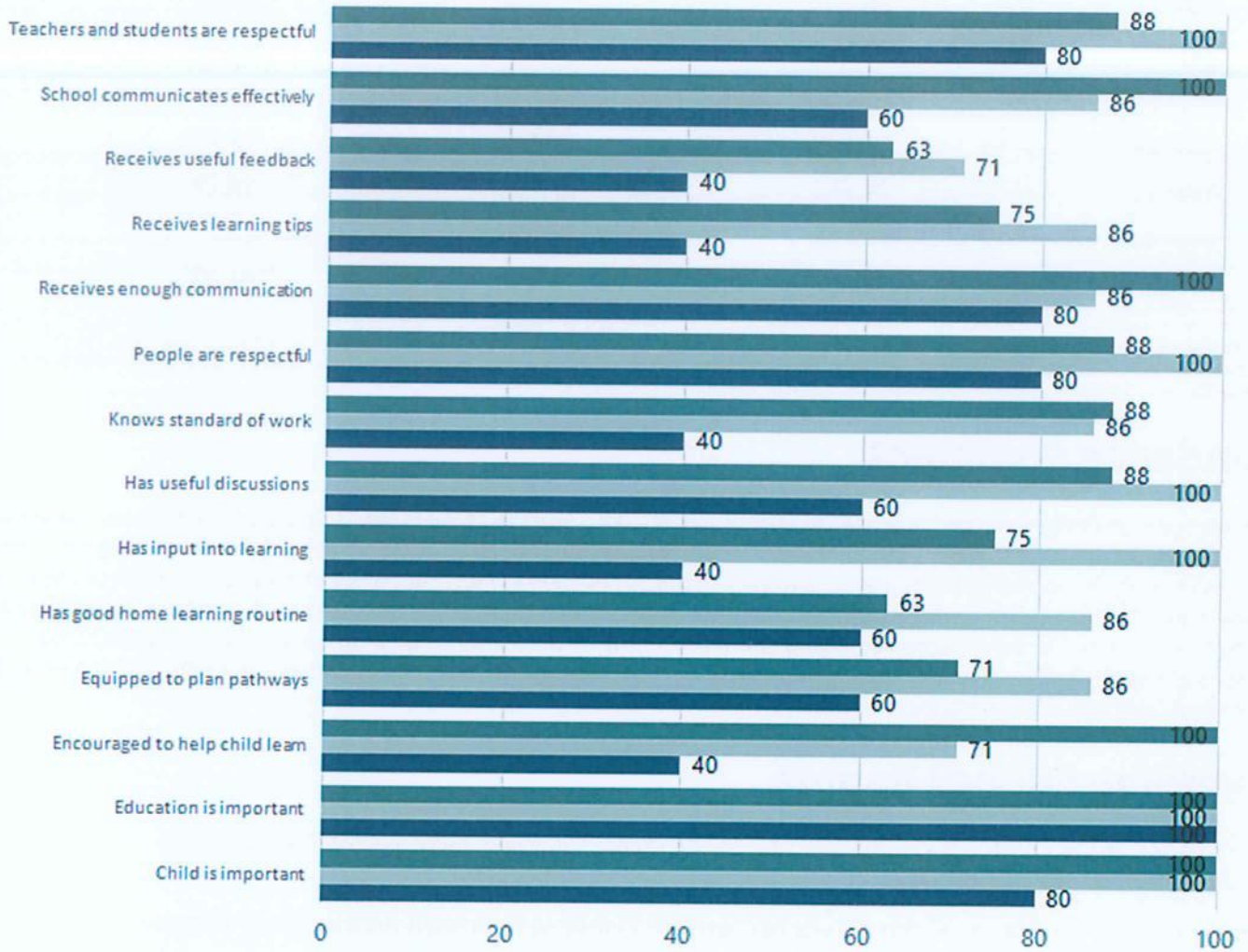
Keyneton Primary School Governing Council Chairperson

Che Makris

Parent Opinion Survey Results

Proportion of agree/strongly agree response(%)

2021 2022 2023



Data Source: 2023 Department for Education Parent Opinions Survey, Term 3 2023.

Intended Destination

Leave Reason	Number	%
NG - ATTENDING NON-GOV SCHOOL IN SA	2	67.0%
TG - TRANSFERRED TO SA GOVERNMENT SCHOOL	1	33.0%

Data Source: Department for Education Destination Data Report, 2023. Data extract term 3 2023. Data shows recorded destinations for students that left the school in the previous year. Data is uploaded by schools in term 3 and may not reflect final or total figures at time of report creation.

Highest Qualifications held by the teaching workforce and workforce composition

All teachers at this school are qualified and registered with the SA Teachers Registration Board.

Qualification Level	Number of Qualifications
Bachelor's degrees or Diplomas	3
Postgraduate Qualifications	1

Data Source: Data extracted from Mandatory Workforce Information Collections as on the last pay date of June 2023. As self-reported by staff in the system.

Please note: Data includes staff who are Actively employed and on extended paid leave. Please note only the highest qualification of the Teaching staff is reported. Excludes any number of other certifications earned.

Workforce composition including indigenous staff

	Teaching Staff		Non-Teaching Staff	
	Indigenous	Non-Indigenous	Indigenous	Non-Indigenous
Full-Time Equivalents	0.0	3.3	0.0	1.1
Persons	0.0	4.0	0.0	2.0

Data Source: Data extracted from Mandatory Workforce Information Collection as on the last pay date of June 2023.

Please note: Data includes staff who are actively employed and on extended paid leave. "Indigenous category" is self-reported by staff in the system.

Financial Statement

Funding Source	Amount
Grants: State	NIL
Grants: Commonwealth	\$31,800
Parent Contributions	\$5649,00
Fund Raising	\$1,063.28
Other	\$3,360.32

Data Source: School supplied data.